



40x40x28 mm

San Ace 40L 9L type

General Specifications

- Material Frame: Aluminum, Impeller: Plastic (Flammability: UL 94V-0)
- Expected life See the table below. (L10 life: 90% survival rate for continuous operation in free air at 60°C, rated voltage)
Expected life at 40°C is for reference only.
- Motor protection function Locked rotor burnout protection, Reverse polarity protection
For details, please refer to p. 599.
- Dielectric strength 50/60 Hz, 500 VAC, for 1 minute (between lead wire conductors and frame)
- Insulation resistance 10 MΩ or more with a 500 VDC megger (between lead wire conductors and frame)
- Sound pressure level (SPL) At 1 m away from the air inlet
- Storage temperature -30 to +70°C (Non-condensing)
- Lead wire ⊕Red ⊖Black Sensor Yellow
- Mass 55 g

Specifications

The models listed below **have pulse sensors.**

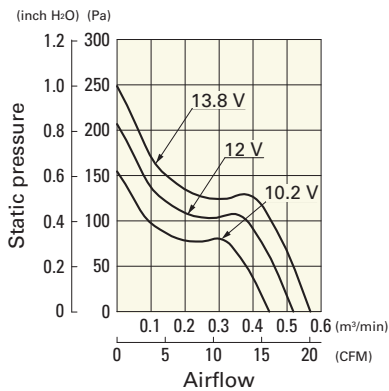
Model no.	Rated voltage [V]	Operating voltage range [V]	Rated current [A]	Rated input [W]	Rated speed [min ⁻¹]	Max. airflow [m ³ /min] [CFM]	Max. static pressure [Pa] [inchH ₂ O]	SPL [dB (A)]	Operating temperature [°C]	Expected life [h]
9L0412J301	12	10.2 to 13.8	0.31	3.72	11700	0.52 18.4	206 0.827	48	-20 to +70	100000/60°C (135000/40°C)
9L0412H301			0.15	1.8	8400	0.37 13.1	106 0.426	40		
9L0412M301			0.045	0.54	4000	0.16 5.65	24 0.096	19		

Note: Sensor and control options are available for selection. Refer to the table on p. 634.

Airflow - Static Pressure Characteristics

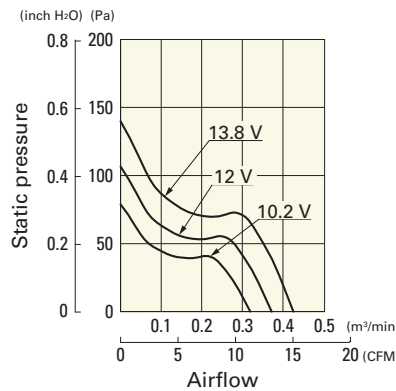
9L0412J301 With pulse sensor

Operating voltage range



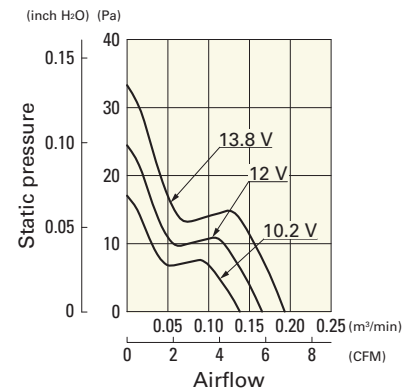
9L0412H301 With pulse sensor

Operating voltage range

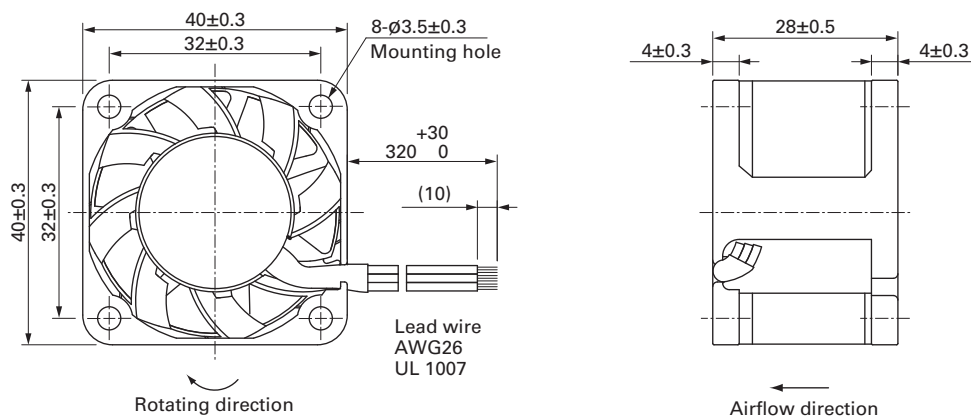


9L0412M301 With pulse sensor

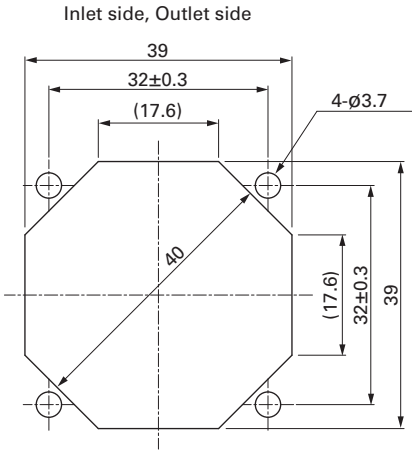
Operating voltage range



Dimensions (unit: mm)



■ **Reference Dimensions of Mounting Holes and Vent Opening** (unit: mm)



■ **Options**

Finger guards

page: p. 584

Model no.: 109-059, 109-059H