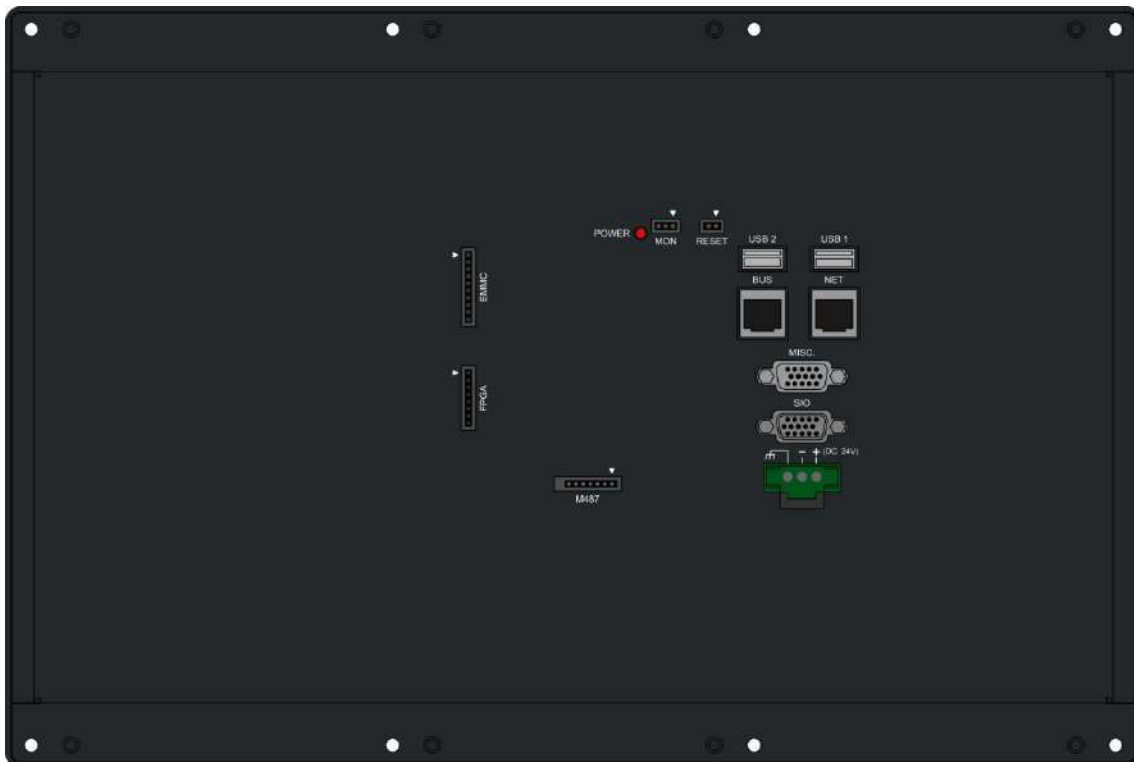


A6KCL7-ET

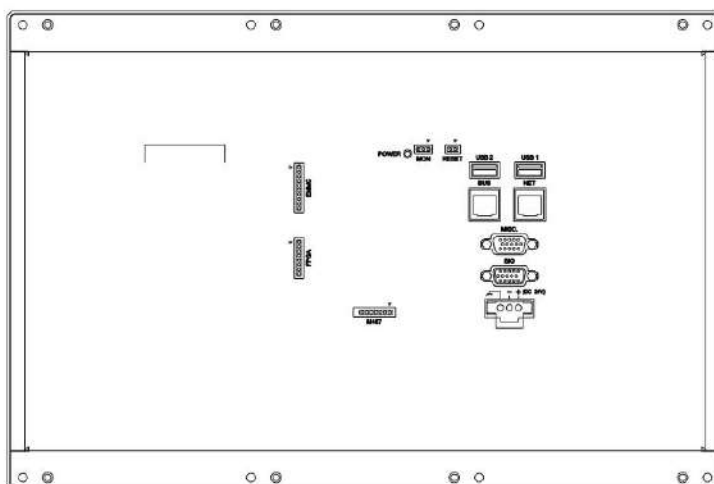
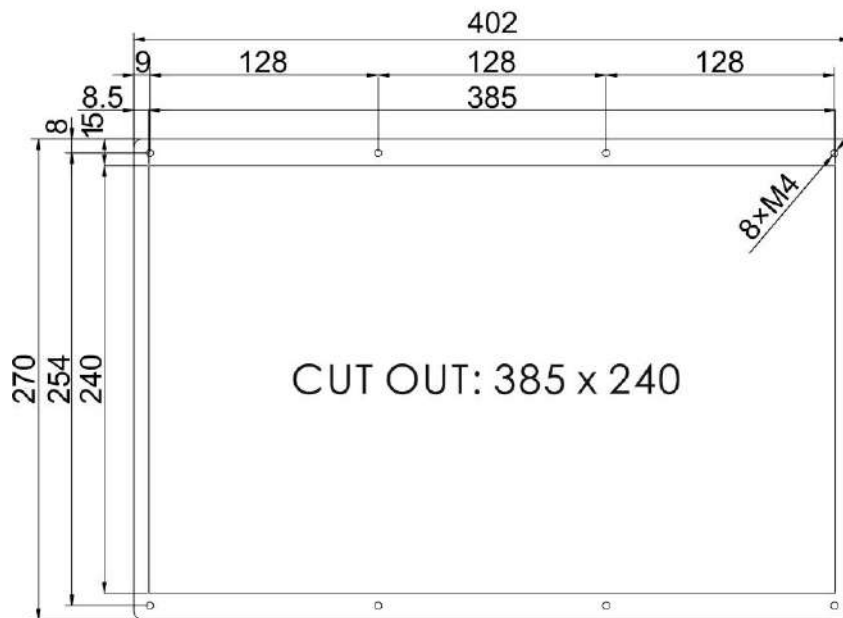
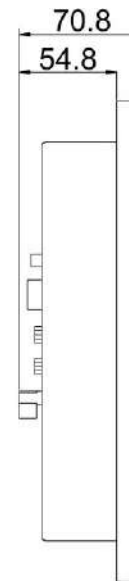
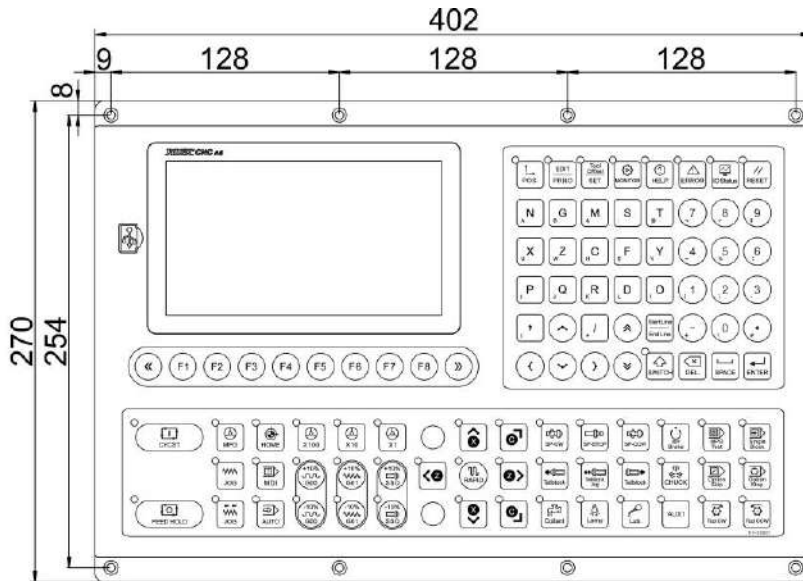
Front side :



Back side :



Size description :



MCM Specifications :

	Name	A6KCL7-ET
System specifications	Maximum number of channels supported	1
	Maximum number of axes supported	3 (Including spindle)
	Number of standard channels	1
	Standard number of axes	3 (Including spindle)
	Maximum number of linkage axes	2
	Maximum number of spindles	1
	Display screen size	7 inch
	DA/AD	None
	Working system	RT Linux
	Memory	512MB
	Program memory	1GB
	Number of pre-reading blocks	1000 Block/S
	Minimum control unit	0.001mm
	Maximum number of tool compensation groups	40 Groups
	Transmission	USB/RS232/RS485/LAN/WIFI
	Bus function	EtherCAT
	I/O	Standard : 16/16 Maximum expansion : 32/32
	IoT Industrial Internet of Things	Support
	Absolute function	Support EtherCAT
	Program function	Programming instructions (G code)
Macro Programming Standard		Macro B
Background programming		Support
Conversational intelligence		Support
Program USB transfer		Support
Program automatic error detection		Support
Program lock function		Restrict program editing (Optional)
Synchronous axis control	Dual-channel spindle synchronization	Not support
	Simultaneous thread cutting with the spindle	Not support
	Axis coupling/swap/hybrid	Not support
Robot	Robot independent channel control	Not support

High speed and precision	Spindle (C axis) dynamic positioning	No need to stop switching, you can directly perform positioning Need to match servo spindle
	Threading / tapping rapid retraction	Support
	Non-stop mode between single sessions	Support
	Closed loop control function	Not support
Compensation function	Taper compensation	Support
	Backlash compensation	Support
	Arc sharp angle compensation	Support
	Bidirectional screw error compensation	Not support
	Feedforward compensation	Not support
Assisting tools Inclined plane	Customize the startup screen	Support
	Custom M code	Support
	Custom G code	Not support
	Mixed use of busbar axes and general axes	Not support
	IO redefinition function	Support
	Inclined axis machining	Not support
	Inclined plane processing	Not support
	DNC processing	Not support
	Scaling	Support
	Accel./Decel. type	Linear type (JERK supported), S type
	Tool life management	Time limit, the number of restrictions / management
	Protective function	Safety door, hard limit, soft limit, Chuck unclamped detection, turret tool change detection
	MPG test	Support MPG prediction/MPG retreat function
	MPG interrupt	Support
	Restart function	Program interruption points are automatically searched, customized and restarted
	Multifunctional MPG	Support
	Graphical analogy	Graphic preview before program execution, dynamic tracing during program execution
	Permission management	Parameter permission management
	Perpetual calendar lock controller	Support
	Axial load monitoring	Support
Oscilloscope function	Real-time monitoring of system commands and servo feedback waveforms	

	Following error detection	Support
	Spindle speed reach detection	Support
	Data backup	Program backup, parameter backup, tool compensation backup
Cutting function	Parabolic interpolation	Support
	Ellipse interpolation	Support
	Cylindrical interpolation	Support
	3D arc difference compensation	Not support
	Polygon cutting (fly cutting)	Not support
	Polar coordinate interpolation	Support
	Tapping	G84/G88
	Thread cutting	Support thread loop cutting, Multi-thread, Cutting of arc thread, Oblique thread, Variable pitch thread, etc.
	Chip break cutting	Support linear and arc chip breaking