

FEATURES

- Universal AC input range
- **Protection** : Short Circuit, Overload, Over Voltage
- Cooling By Free Air
- 100% Full Load Burn In Test

APPLICATION

- Industrial Control System
- Factory Automation
- Electromechanical apparatus



MODEL INFORMATION

Model Number	Output Voltage	Output Current	Mounting Style
LESA120D12	12V	10A	DIN rail Mount
LESA120D24	24V	5A	DIN rail Mount
LESA120D48	48V	2.5A	DIN rail Mount

ORDER INFORMATION

LE S A 120 D <input type="checkbox"/> Y	
LE	Lubi Electronics
S	Single Output
A	Series
120	Total Power
D	D = DIN rail Mounting
<input type="checkbox"/> Y	Output Voltage : 12, 24, 48

INPUT SPECIFICATIONS

AC Input Voltage	90~264VAC, 50/60 Hz
AC Input Current	2.25A/115V AC 1.3A/230V AC
DC Input Voltage	127~370VDC [DC input operation possible by connecting AC/L(+), AC/N(-)]
Max Inrush Current	20A/115VAC 35A/230VAC
Leakage Current	<1mA/240V AC

OUTPUT SPECIFICATIONS

MODEL NUMBER	LESA120D12	LESA120D24	LESA120D48
Output Voltage	12V	24V	48V
Output Current	10A	5A	2.5A
Output Power	120W	120W	120W
Output Voltage Adj. Range	12 ~ 14 V	24 ~ 28 V	48 ~ 55 V
Efficiency	83%	86%	87%
Line Regulation	+/- 0.5%	+/- 0.5%	+/- 0.5%
Load Regulation	+/- 1%	+/- 1%	+/- 1%
Ripple / Noise	<100mVp-p	<120mVp-p	<150mVp-p
Setup Time / Rise Time	1200mS / 60mS 230VAC	2500mS / 60mS 115VAC at full load	
Hold Time	16mS / 230VAC	10mS/115VAC at full load	
Indicator	Green Led		

PROTECTION

Over Voltage	14~17V	29~33V	56~65V
	Protection Type : Shut Down Output Voltage, Re-power On to Recover		
Over Load	105~130% rated output power Contant Current limiting, recovers automatically after fault condition removed		

ENVIRONMENT

Storage Temp./Humidity	-40 ~ +85°C, 10~95% RH
Working Temp./Humidity	-20 ~ +50°C, 20~90% RH non-condensing

SAFETY & EMC

Safety	Compliance to EN 61558-1:2005/A1:2009, EN 61558-2-16 : 2009/A1:2013
EMC Emission (EMI)	Compliance to EN 55032 (CISPR 32), EN 61000-3-2,-3
EMC Immunity (EMS)	Compliance to IEC 61000-4-2,3,4,5,6,8,11
Isolation Resistance	I/P-O/P, I/P-FG, O/P-FG:>100M Ohms / 500VDC / 25 °C/ 70% RH
Withstand Voltage	I/P-O/P:3KVAC I/P-FG:2KVAC O/P-FG:0.5KVAC

MECHANICAL DIMENSION

Case Chassis / Cover	Aluminium / SS
Dimension	40 x 126 x 114mm (W x H x D) (±1.0mm Tol.)


Note :

1. Instruction for Installation in a pollution degree 2 environment. □ Equipment of overvoltage category II
2. Ripple & Noise are measured at 20MHz by using 300mm twisted pair of load wires terminated with 0.1uF, 100V Film Capacitor parallel with 47uF Electrolytic Capacitor


MOUNTING DRAWING

Mechanical Specification

Unit : mm



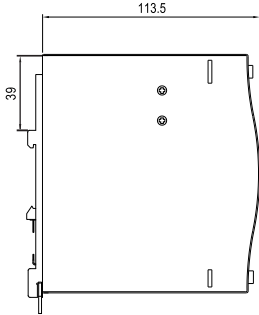
Top View



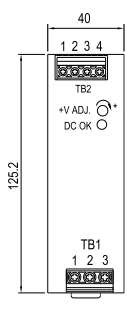
Bottom View

Pin No.	Assignment
1	FG Ⓢ
2	AC/N or DC -
3	AC/L or DC +

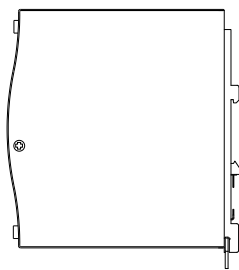
Pin No.	Assignment
1,2	DC OUTPUT -V
3,4	DC OUTPUT+V



Side View

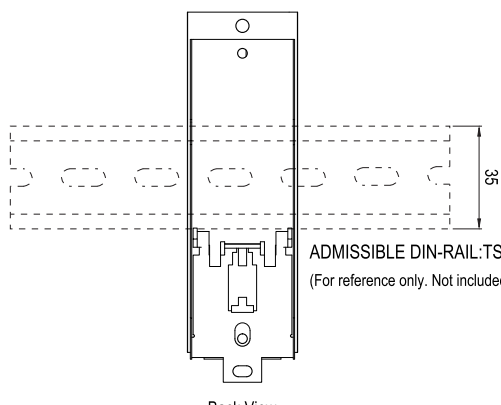


Front View



Side View

Installation Instruction



Back View

ADMISSIBLE DIN-RAIL: TS35/7.5 OR TS35/15
(For reference only. Not included with unit.)