

TN-4500A Series

EN 50155 12+4G/24+4G-port Gigabit Ethernet switches with up to 20 PoE ports



Features and Benefits

- Up to 4 Gigabit ports with PoE function
- Isolated power with 24 to 110 VDC power supply range
- 2 Gigabit fiber ports with embedded multi-mode Q-ODC® interface on fiber models
- 2 Gigabit ports with bypass relay function on bypass models
- Complies with all EN 50155 mandatory test items¹
- -40 to 75°C operating temperature range
- Turbo Ring and Turbo Chain (recovery time < 20 ms @ 250 switches), and STP/RSTP/MSTP for network redundancy
- Up to 20 IEEE 802.3at/af compliant combo PoE and Ethernet ports
- Provides up to 30 W per PoE port

Certifications



Introduction

The ToughNet TN-4500A Series M12 managed Ethernet switches are designed for railway applications, including rolling stock and wayside installations. The switches use M12 and other circular connectors to ensure tight, robust connections, and guarantee reliable operation in industrial environments where vibration and shock are commonplace. The TN-4500A Series Ethernet switches provide 12 or 24 fast Ethernet M12 ports with or without IEEE 802.3at/af compliant PoE functionality, and the Gigabit models have 4 Gigabit Ethernet interfaces with PoE and optional bypass relay functionality. In addition, the fiber models provide 2 Gigabit fiber interface ports with an embedded 2 km multimode fiber transceiver. The PoE switches are classified as power source equipment (PSE).

The switches provide up to 30 watts of power per port, and can be used to power IEEE 802.3at/af compliant powered devices (PDs), such as IP cameras, wireless access points, and IP phones. The 24 to 110 VDC wide power input range and isolated dual power inputs not only allow you to use the same type of power source at different sites around the globe, but also increase the reliability of your communications system. Furthermore, the -40 to 75°C operating temperature range of the switches ensures they can withstand deployment in harsh environments. TN-4500A Series Ethernet switches are compliant with the mandatory sections of EN 50155, covering operating temperature, power input voltage, surge, ESD, and vibration, as well as conformal coating and power insulation, making the switches suitable for a variety of industrial applications.

Additional Features and Benefits

- Provides up to 30 watts per PoE port with a total power budget of 120 watts per switch
- IPv6 Ready logo awarded (IPv6 Logo Committee certified)
- Switches are compliant with the mandatory test items of the EN 50155 standard to ensure suitability for rolling stock applications
- DHCP Option 82 for IP address assignment with different policies
- Turbo Ring and Turbo Chain (recovery time < 20 ms @ 250 switches), and STP/RSTP/MSTP for network redundancy
- IGMP snooping and GMRP for filtering multicast traffic
- EtherNet/IP and Modbus TCP industrial Ethernet protocols supported
- Port-based VLAN, IEEE 802.1Q VLAN, and GVRP to ease network planning
- QoS (IEEE 802.1p/1Q and ToS/DiffServ) allows real-time traffic classification and prioritization
- IEEE 802.3ad, LACP for optimum bandwidth utilization
- SNMPv1/v2c/v3 for different levels of network management
- TACACS+, SNMPv3, IEEE 802.1X, HTTPS, and SSH to enhance network security
- RMON for proactive and efficient network monitoring
- Bandwidth management to prevent unpredictable network status
- Lock port allows access by only authorized MAC addresses
- Port mirroring for online debugging
- Automatic warning by exception through email and relay output
- Line-swap fast recovery
- LLDP for automatic topology discovery in network management software
- Configurable by web browser, Telnet/serial console, CLI, and Windows utility
- Loop protection to prevent network loops
- Panel mounting installation capability

1. This product is suitable for rolling stock railway applications, as defined by the EN 50155 standard. For a more detailed statement, click here: www.moxa.com/doc/specs/EN_50155_Compliance.pdf

Specifications

Input/Output Interface

Alarm Contact Channels	2 x relay output in one M12 A-coded 5-pin male connector with current carrying capacity of 1 A @ 30 VDC
------------------------	---

Ethernet Interface

10/100/1000BaseT(X) Ports (M12 A-coded 8-pin female connector)	TN-4516A-4GTX-WV-T: 4 TN-4516A-4GTX-WV-CT-T: 4
10/100BaseT(X) Ports (M12 D-coded 4-pin female connector)	TN-4516A Series non-PoE models: 12 TN-4524A/4528A Series: 8
PoE Ports (10/100BaseT(X), M12 D-coded 4-pin female connector)	TN-4516A Series PoE models: 12 TN-4524A/4528A Series: 16
PoE Ports (10/100/1000BaseT(X), M12 A-coded 8-pin female connector)	TN-4500A Series PoE models: 4 TN-4500A Series PoE models with Fiber or Bypass: 2
10/100/1000BaseT(X) Ports (M12 X-coded 8-pin female connector with bypass relay)	TN-4516 A-4GTXBP Series: 4 TN-4516A-12PoE-2GPoE-2GTXBP Series: 2 TN-4528A-16PoE-2GPoE-2GTXBP Series: 2
10/100/1000BaseT(X) Ports, Q-ODC Fiber Connector	TN-4516A-12PoE-2GPoE-2GODC Series: 2 TN-4528A-16PoE-2GPoE-2GODC Series: 2
Standards	IEEE 802.1D-2004 for Spanning Tree Protocol IEEE 802.1p for Class of Service IEEE 802.1Q for VLAN Tagging IEEE 802.1s for Multiple Spanning Tree Protocol IEEE 802.1w for Rapid Spanning Tree Protocol IEEE 802.1X for authentication IEEE 802.3 for 10BaseT IEEE 802.3ab for 1000BaseT(X) IEEE 802.3ad for Port Trunk with LACP IEEE 802.3af/at for PoE/PoE+ Output: TN-4500A Series PoE models IEEE 802.3u for 100BaseT(X) and 100BaseFX IEEE 802.3x for flow control IEEE 802.3z for 1000BaseSX/LX/LHX/ZX

Ethernet Software Features

Broadcast Forwarding	IP directed broadcast, broadcast forwarding
Configuration Options	Command Line Interface (CLI), Command Line Interface (CLI) through Serial/Telnet/SSH, Web Console (HTTP/HTTPS), Windows Utility
Filter	802.1Q, GMRP, GVRP, IGMP v1/v2/v3, Port-based VLAN, Static Multicast
Industrial Protocols	EtherNet/IP Adapter (Slave), Modbus TCP Server (Slave)
Management	Back Pressure Flow Control, DHCP Option 66/67/82, DHCP Server/Client, Flow control, HTTP, IPv4/IPv6, LLDP, Port Mirror, QoS/CoS/ToS, RARP, RMON, SMTP, SNMP Inform, SNMP Trap, Syslog, Telnet, Account Management
MIB	Bridge MIB, Ethernet-like MIB, MIB-II, P-BRIDGE MIB, Q-BRIDGE MIB, RMON MIB Groups 1, 2, 3, 9, RSTP MIB
Redundancy Protocols	Link Aggregation, MSTP, RSTP, STP, Turbo Chain, Turbo Ring v1/v2, Turbo Ring with DRC
Security	Broadcast storm protection, HTTPS/SSL, Local Account Accessibility, TACACS+, Port Lock, RADIUS, Rate Limit, SSH
Time Management	IEEE 1588 PTP v1/v2, NTP Server/Client, SNTP

Switch Properties

IGMP Groups	256
Max. No. of VLANs	64
VLAN ID Range	VID 1 to 4094

LED Interface

LED Indicators	STATE, PWR1, PWR2, FAULT, 10/100/1000M
----------------	--

Serial Interface

Console Port	M12 A-coded male connector
--------------	----------------------------

Power Parameters

Input Current	TN-4516A Series non-PoE models: Max. 0.7 A @ 24 VDC TN-4516A Series PoE models: Max. 7.0 A @ 24 VDC TN-4524A Series: Max. 6.5 A @ 24 VDC TN-4528A Series: Max. 7.2 A @ 24 VDC
Input Voltage	24/36/48/72/96/110 VDC
No. of Power Inputs	2
Operating Voltage	16.8 to 137.5 VDC
Overload Current Protection	Supported
Power Connector	M23 connector
Reverse Polarity Protection	Supported
Total PoE Power Budget	TN-4500A Series PoE models: 120 W

Physical Characteristics

Housing	Metal
IP Rating	IP42
Dimensions	TN-4516A Series: 229.8 x 132 x 122.3 mm (9.05 x 5.20 x 4.81 in) TN-4524A/4528A Series: 347.8 x 132 x 122.3 mm (13.70 x 5.20 x 4.81 in)
Weight	TN-4516A Series non-PoE models: 1,965 g (4.32 lb) TN-4516A Series PoE models: 2,607 g (5.74 lb) TN-4516A Series Fiber models: 2,705 g (5.96 lb) TN-4524A Series: 3,063 g (6.74 lb) TN-4528A Series: 3,304 g (7.27 lb) TN-4528A Series Fiber models: 3,375 g (7.44 lb)
Installation	DIN-rail mounting (optional), Wall mounting
Protection	TN-4500A Series -CT models: PCB Conformal Coating

Environmental Limits

Operating Temperature	-40 to 75°C (-40 to 167°F)
Storage Temperature (package included)	-40 to 85°C (-40 to 185°F)
Ambient Relative Humidity	5 to 95% (non-condensing)
Altitude	2000 m

Standards and Certifications

EMC	EN 55032/24
EMS	IEC 61000-4-2 ESD: Contact: 6 kV; Air: 8 kV IEC 61000-4-3 RS: 80 MHz to 1 GHz: 20 V/m IEC 61000-4-4 EFT: Power: 2 kV; Signal: 2 kV IEC 61000-4-5 Surge: Power: 2 kV; Signal: 2 kV IEC 61000-4-6 CS: 10 V IEC 61000-4-8 PFMF
Freefall	IEC 60068-2-31
Radio Frequency	FCC
Railway	EN 50121-4, EN 50155, IEC 60571
Railway Fire Protection	EN 45545-2
Safety	IEC 60950-1, UL 61010-2-201
Shock	IEC 60068-2-27, IEC 61373, EN 50155
Vibration	IEC 60068-2-64, IEC 61373, EN 50155

Declaration

Green Product	RoHS, CRoHS, WEEE
---------------	-------------------

MTBF

Standards	Telcordia SR332
Time	TN-4516A-4GTX Series: 599,164 hrs TN-4516A-4GTXBP Series: 589,421 hrs TN-4516A-12PoE-4GPoE Series: 428,680 hrs TN-4516A-12PoE-2GPoE-2GTXBP Series: 427,322 hrs TN-4516A-12PoE-2GPoE-2GODC Series: 421,432 hrs TN-4524A-16PoE Series: 429,402 hrs TN-4528A-16PoE-4GPoE Series: 393,894 hrs TN-4528A-16PoE-2GPoE-2GTXBP Series: 392,746 hrs TN-4528A-16PoE-2GPoE-2GODC Series: 387,767 hrs

Warranty

Warranty Period	5 years
Details	See www.moxa.com/warranty

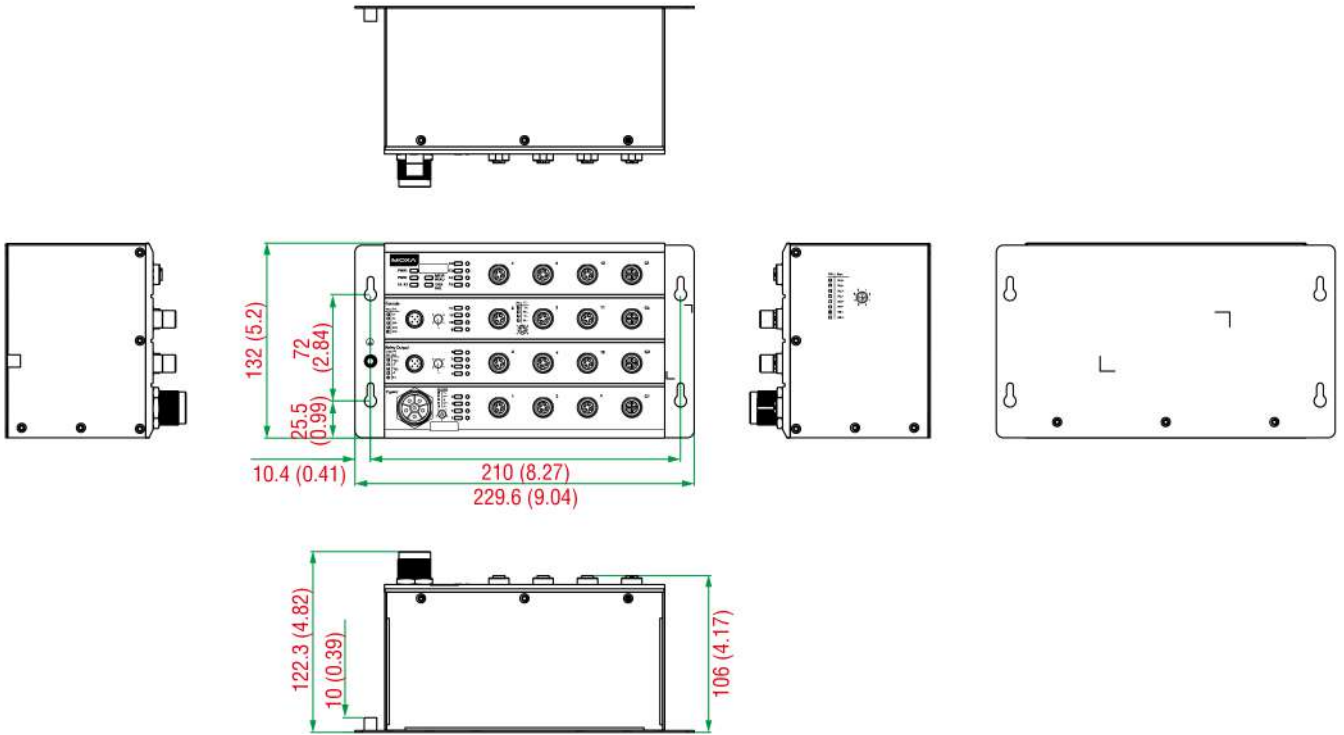
Package Contents

Device	1 x TN-4500A Series switch
Cable	1 x M12-to-DB9 console port
Installation Kit	2 x cap, female, metal, for M12 port 1 x wall-mounting kit
Documentation	1 x document and software CD 1 x quick installation guide 1 x warranty card

Dimensions

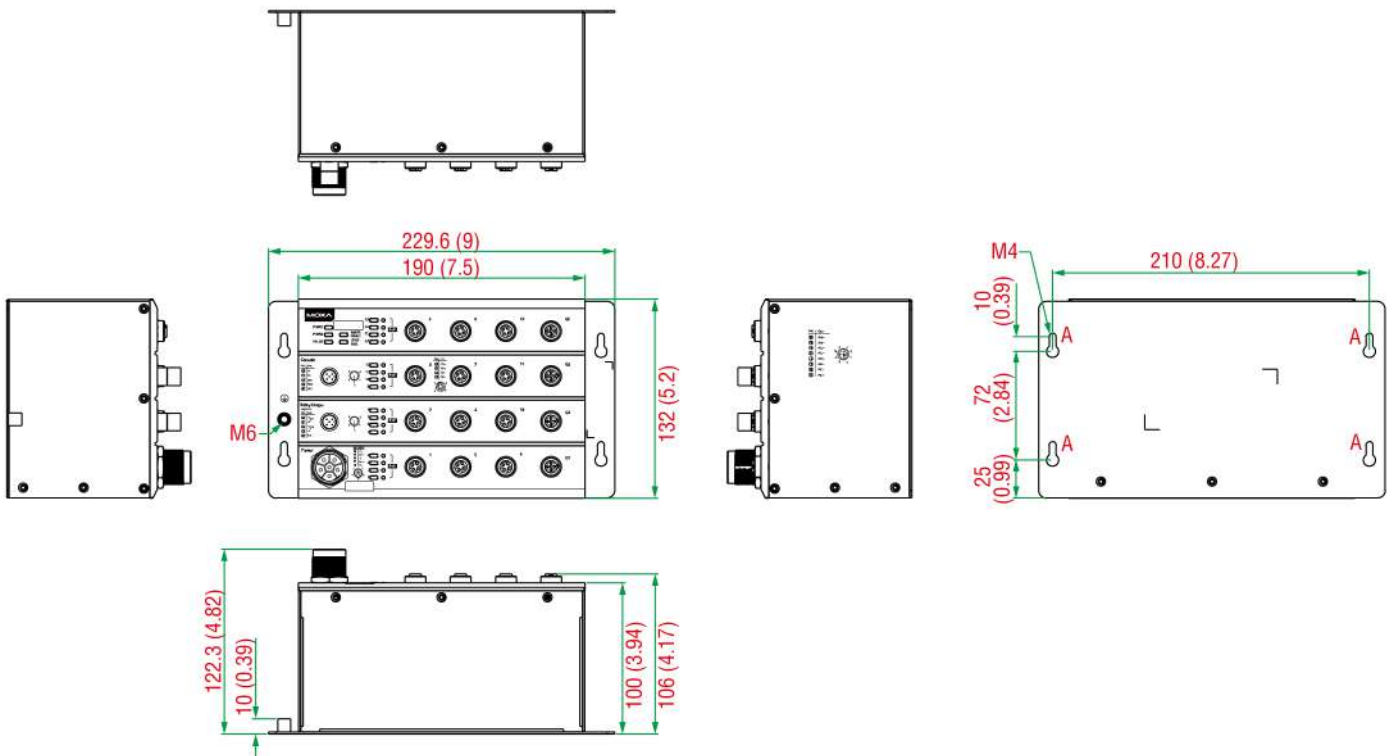
TN-4516A non-PoE Series

Unit: mm (inch)



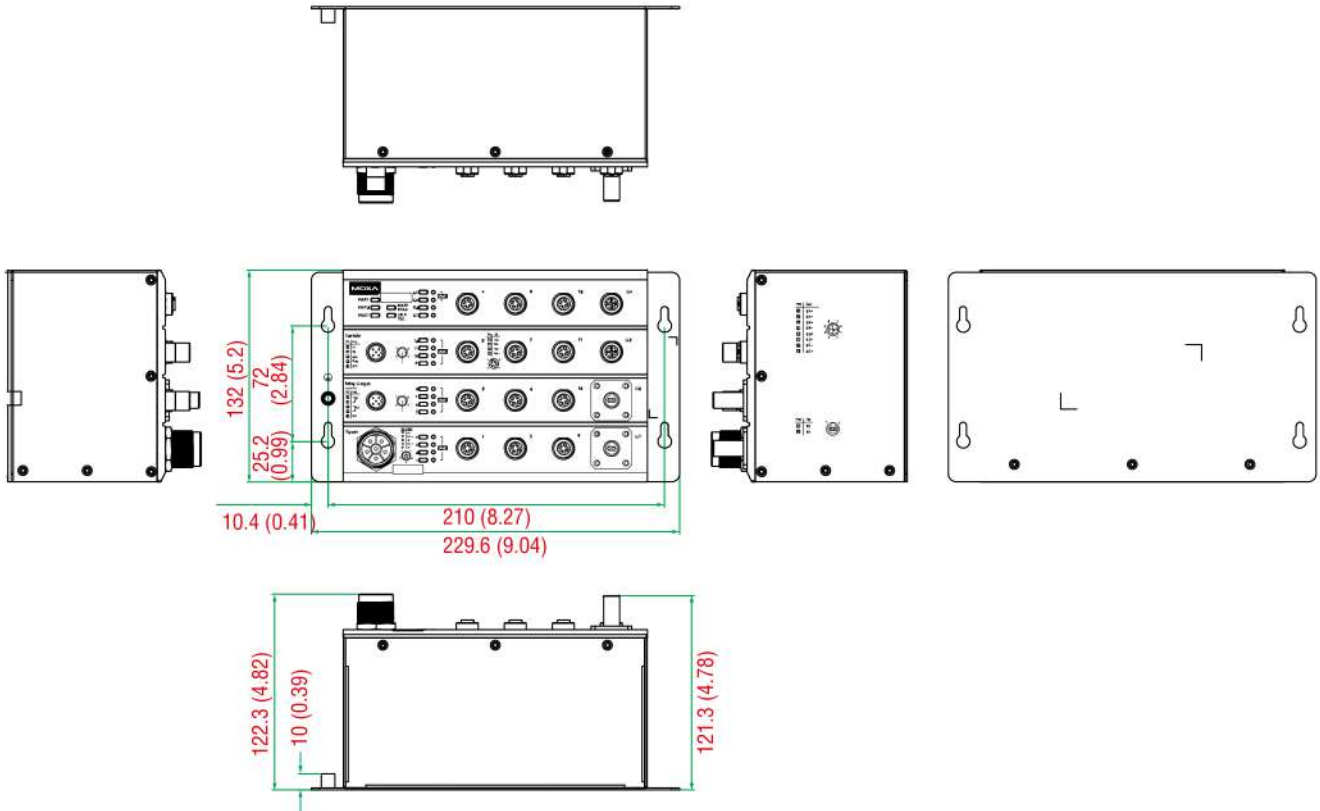
TN-4516A PoE Series

Unit: mm (inch)



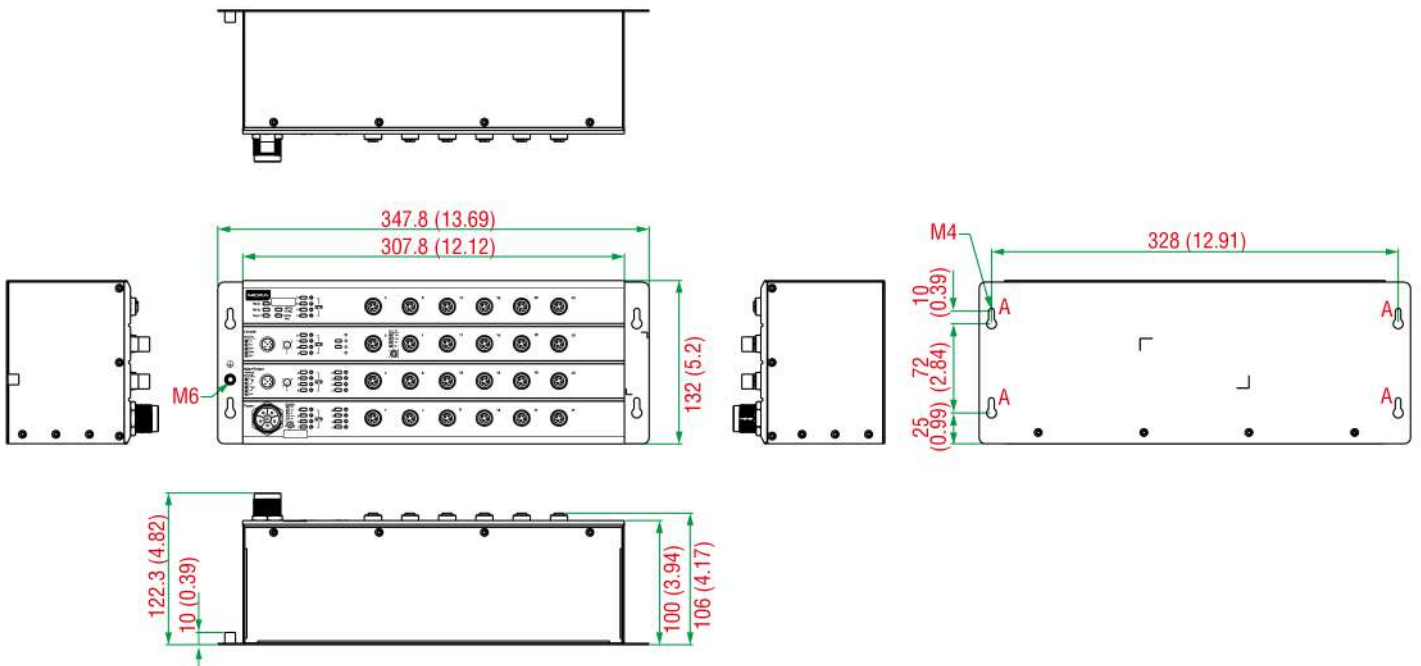
TN-4516A-12PoE-2GPoE-2ODC-WV-T

Unit: mm (inch)



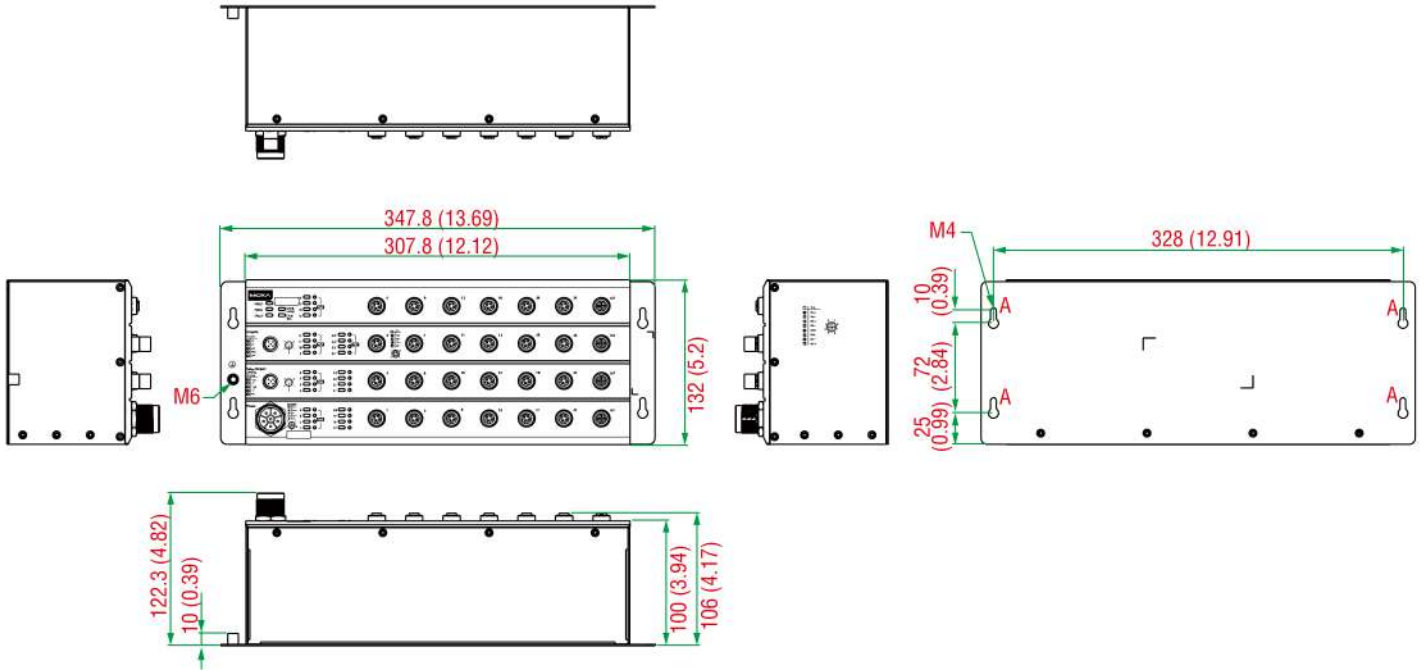
TN-4524A PoE Series

Unit: mm (inch)



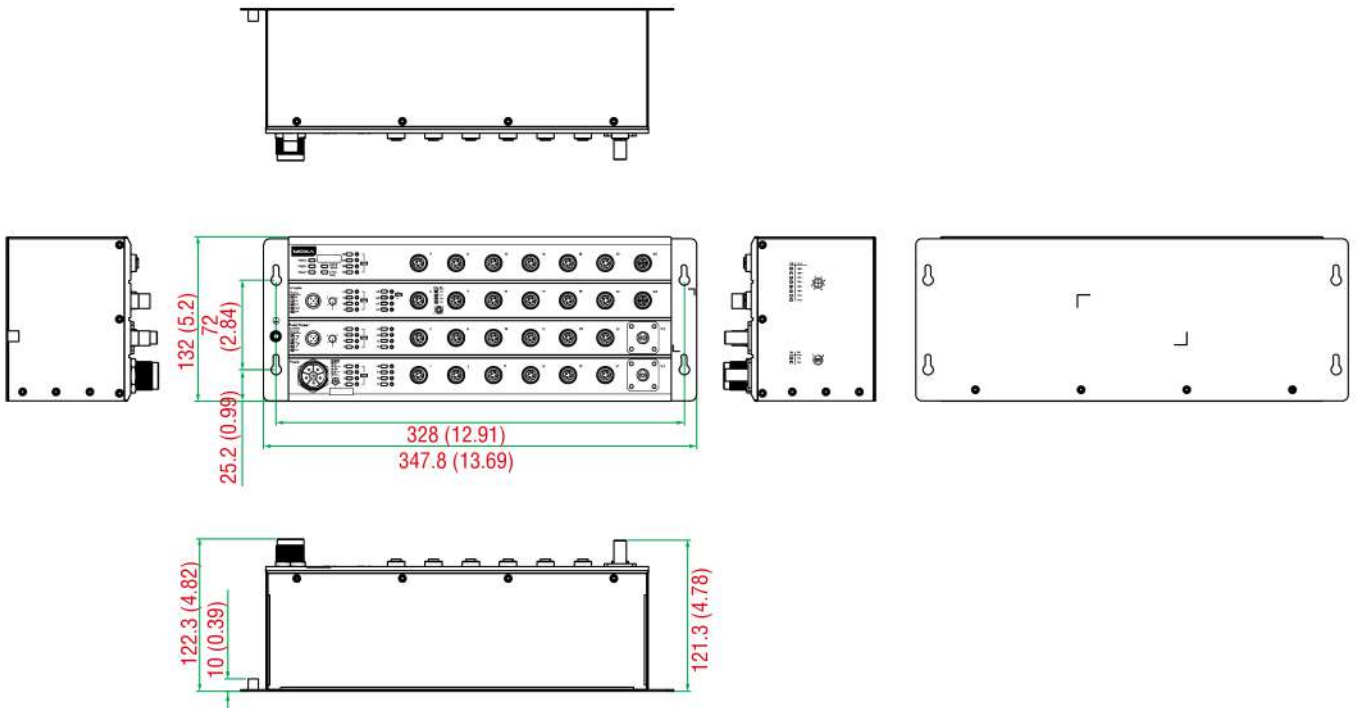
TN-4528A PoE Series

Unit: mm (inch)



TN-4528A-16PoE-2GPoE-2ODC-WV-T

Unit: mm (inch)



Ordering Information

Model Name	10/100/1000BaseT(X) Ports Q-ODC Fiber Connector	10/100/1000BaseT(X) Ports M12 X-Coded 8-Pin Female Connector	10/100/1000BaseT(X) Ports M12 X-Coded 8-Pin Female Connector with Bypass Relay	10/100BaseT(X) Ports M12 D-Coded 4-Pin Female Connector	PoE Ports 10/100BaseT(X), M12 D-Coded 4-Pin Female Connector	PoE Ports 100/1000BaseT(X), M12 X-Coded 8-Pin Female Connector	Conformal Coating
TN-4516A-4GTX-WV-T	-	4	-	12	-	-	-
TN-4516A-4GTXBP-WV-T	-	-	4	12	-	-	-
TN-4516A-4GTX-WV-CT-T	-	4	-	12	-	-	✓
TN-4516A-4GTXBP-WV-CT-T	-	-	4	12	-	-	✓
TN-4516A-12PoE-4GPoE-WV-T	-	-	-	-	12	4	-
TN-4516A-12PoE-4GPoE-WV-CT-T	-	-	-	-	12	4	✓
TN-4516A-12PoE-2GPoE-2GTXBP-WV-T	-	-	2	-	12	2	-
TN-4516A-12PoE-2GPoE-2GTXBP-WV-CT-T	-	-	2	-	12	2	✓
TN-4516A-12PoE-2GPoE-2GODC-WV-T	2	-	-	-	12	2	-
TN-4516A-12PoE-2GPoE-2GODC-WV-CT-T	2	-	-	-	12	2	✓
TN-4524A-16PoE-WV-T	-	-	-	8	16	-	-
TN-4524A-16PoE-WV-CT-T	-	-	-	8	16	-	✓
TN-4528A-16PoE-4GPoE-WV-T	-	-	-	8	16	4	-
TN-4528A-16PoE-4GPoE-WV-CT-T	-	-	-	8	16	4	✓
TN-4528A-16PoE-2GPoE-2GTXBP-WV-T	-	-	2	8	16	2	-
TN-4528A-16PoE-2GPoE-2GTXBP-WV-CT-T	-	-	2	8	16	2	✓
TN-4528A-16PoE-2GPoE-2GODC-WV-T	2	-	-	8	16	2	-
TN-4528A-16PoE-2GPoE-2GODC-WV-CT-T	2	-	-	8	16	2	✓

Accessories (sold separately)

Storage Kits

ABC-01-M12

Configuration backup and restoration tool with M12 connector for managed Ethernet switches and wireless APs/Bridges/Clients, 0 to 60°C operating temperature

Cables

CBL-M12D(MM4P)/RJ45-100 IP67	M12-to-RJ45 cable, IP67-rated, 1 m
CBL-M23(FF6P)/OPEN-BK-100 IP67	M23 to 6-pin power cable, IP67-rated female 6-pin M23 connector, IP67, 1 m
CBL-M12DMM4PM12DMM4P-BK-100-IP67	M12-to-M12 Cat-5E STP Ethernet cable, 4-pin D-coded M12 connector, IP67, 1 m
CBL-M12XMM8P-Y-100-IP67	M12-to-M12 Cat-5 UTP Ethernet cable, 8-pin male X-coded crimp type M12 connector, IP67, 1 m Applicable Models: TN-4516A-4GTX-WV-T TN-4516A-4GTX-WV-CT-T TN-4516A-4GTXBP-WV-T TN-4516A-4GTXBP-WV-CT-T TN-4516A-12PoE-2GPoE-2GODC-WV-T TN-4516A-12PoE-2GPoE-2GODC-WV-CT-T TN-4516A-12PoE-2GPoE-2GTXBP-WV-T TN-4516A-12PoE-2GPoE-2GTXBP-WV-CT-T TN-4516A-12PoE-4GPoE-WV-T TN-4516A-12PoE-4GPoE-WV-CT-T TN-4528A-16PoE-2GPoE-2GODC-WV-T TN-4528A-16PoE-2GPoE-2GODC-WV-CT-T TN-4528A-16PoE-2GPoE-2GTXBP-WV-T TN-4528A-16PoE-2GPoE-2GTXBP-WV-CT-T TN-4528A-16PoE-4GPoE-WV-T TN-4528A-16PoE-4GPoE-WV-CT-T
CBL-M12XMM8P-Y-300-IP67	M12-to-M12 Cat-5 UTP Ethernet cable, 8-pin male X-coded crimp type M12 connector, IP67, 3 m Applicable Models: TN-4516A-4GTX-WV-T TN-4516A-4GTX-WV-CT-T TN-4516A-4GTXBP-WV-T TN-4516A-4GTXBP-WV-CT-T TN-4516A-12PoE-2GPoE-2GODC-WV-T TN-4516A-12PoE-2GPoE-2GODC-WV-CT-T TN-4516A-12PoE-2GPoE-2GTXBP-WV-T TN-4516A-12PoE-2GPoE-2GTXBP-WV-CT-T TN-4516A-12PoE-4GPoE-WV-T TN-4516A-12PoE-4GPoE-WV-CT-T TN-4528A-16PoE-2GPoE-2GODC-WV-T TN-4528A-16PoE-2GPoE-2GODC-WV-CT-T TN-4528A-16PoE-2GPoE-2GTXBP-WV-T TN-4528A-16PoE-2GPoE-2GTXBP-WV-CT-T TN-4528A-16PoE-4GPoE-WV-T TN-4528A-16PoE-4GPoE-WV-CT-T
CBL-M12XMM8PRJ45-Y-200-IP67	M12-to-RJ45 Cat-5 UTP Ethernet cable, 8-pin male X-coded crimp type M12 connector, IP67, 2 m Applicable Models: TN-4516A-4GTX-WV-T TN-4516A-4GTX-WV-CT-T TN-4516A-4GTXBP-WV-T TN-4516A-4GTXBP-WV-CT-T TN-4516A-12PoE-2GPoE-2GODC-WV-T TN-4516A-12PoE-2GPoE-2GODC-WV-CT-T TN-4516A-12PoE-2GPoE-2GTXBP-WV-T TN-4516A-12PoE-2GPoE-2GTXBP-WV-CT-T TN-4516A-12PoE-4GPoE-WV-T TN-4516A-12PoE-4GPoE-WV-CT-T TN-4528A-16PoE-2GPoE-2GODC-WV-T TN-4528A-16PoE-2GPoE-2GODC-WV-CT-T TN-4528A-16PoE-2GPoE-2GTXBP-WV-T TN-4528A-16PoE-2GPoE-2GTXBP-WV-CT-T TN-4528A-16PoE-4GPoE-WV-T TN-4528A-16PoE-4GPoE-WV-CT-T

Connectors

M12A-5P-IP68	A-coded screw-in sensor connector, female, IP68, 4.05 cm
M12D-4PMM-IP67	M12 D-coded connector, QUICKON type, 4-pin male, IP67
M12D-4P-IP68	M12 D-coded screw-in sensor connector, male, IP68

A-PLG-WPM23-01-IP67	M23 cable connector, female 6-pin, crimp type, IP67
M12X-8PMM-IP67-HTG	X-coded screw-in Gigabit Ethernet connector, 8-pin male M12 connector, IP67 Applicable Models: TN-4516A-4GTX-WV-T TN-4516A-4GTX-WV-CT-T TN-4516A-4GTXBP-WV-T TN-4516A-4GTXBP-WV-CT-T TN-4516A-12PoE-2GPoE-2GODC-WV-T TN-4516A-12PoE-2GPoE-2GODC-WV-CT-T TN-4516A-12PoE-2GPoE-2GTXBP-WV-T TN-4516A-12PoE-2GPoE-2GTXBP-WV-CT-T TN-4516A-12PoE-4GPoE-WV-T TN-4516A-12PoE-4GPoE-WV-CT-T TN-4528A-16PoE-2GPoE-2GODC-WV-T TN-4528A-16PoE-2GPoE-2GODC-WV-CT-T TN-4528A-16PoE-2GPoE-2GTXBP-WV-T TN-4528A-16PoE-2GPoE-2GTXBP-WV-CT-T TN-4528A-16PoE-4GPoE-WV-T TN-4528A-16PoE-4GPoE-WV-CT-T

DIN-Rail Mounting Kits

DK-DC50131-01	DIN-rail mounting kit, 6 screws
---------------	---------------------------------

M12 Connector Caps

A-CAP-M12F-M	Metal cap for M12 female connector
A-CAP-M12M-M	Metal cap for M12 male connector

© Moxa Inc. All rights reserved. Updated May 29, 2019.

This document and any portion thereof may not be reproduced or used in any manner whatsoever without the express written permission of Moxa Inc. Product specifications subject to change without notice. Visit our website for the most up-to-date product information.