



### FEATURES

- Universal AC Input range
- **Protection** : Short Circuit, Overload, Over Voltage
- Cooling By Free Air
- 100% Full Load Burn In Test

### APPLICATION

- Industrial Control System
- Factory Automation
- Electromechanical apparatus

### MODEL INFORMATION

Model Number	Output Voltage	Output Current	Mounting Style
LESP50D12	12V	4.2A	Din Rail Mounting
LESP50D24	24V	2.2A	Din Rail Mounting

### ORDER INFORMATION

LE S A 50 X Y	
<b>LE</b>	Lubi Electronics
<b>S</b>	Single Output
<b>P</b>	Series
<b>50</b>	Total Power
<b>X</b>	D = Din Rail Mounting
<b>Y</b>	Output Voltage : 12, 24

### INPUT SPECIFICATIONS

AC Input Voltage	100 ~ 264VAC, 50/60Hz
AC Input Current	0.95A/115V AC 0.56A/230V AC
DC Input Voltage	140 ~ 373VDC
Max Inrush Current	40A COLD START
Leakage Current	<0.75mA/240V AC

### OUTPUT SPECIFICATIONS

MODEL NUMBER	LESP50D12	LESP50D24
Output Voltage	12V	24V
Output Current	4.2A	2.2A
Output Power	50W	50W
Output Voltage Adj. Range	10.2~13.8V	21.6~28.8V
Efficiency	85%	85%
Line Regulation	±0.50%	±0.50%
Load Regulation	±1%	±1%
Ripple / Noise	120mVpp	150mVpp
Setup Time / Rise Time	1000ms, 30ms/230VAC	
Hold Time	30ms/230VAC	
Indicator	Green LED	

### PROTECTION

Short Circuit	Shut Down Output Voltage, Re-power On To Recover	
Over Load	110~140% Rated Output Power	
	Protection type : Hiccup mode, recovers automatically after fault condition is removed	
Over Voltage	13.8~16.2V	28.8~33.6V
	Protection type : Hiccup mode, recovers automatically after fault condition is removed	

### ENVIRONMENT

<b>Storage Temp./Humidity</b>	-40 ~ +85°C, 10~95% RH
<b>Working Temp./Humidity</b>	-20 ~ +50°C, 20~90% RH non-condensing

### SAFETY

<b>Isolation Resistance</b>	I/P-O/P, I/P-FG, O/P-FG:>100M Ohms / 500VDC / 25 °C/ 70% RH
<b>Withstand Voltage</b>	I/P-O/P:3KVAC I/P-FG:2KVAC O/P-FG:0.5KVAC

### MECHANICAL DIMENSION

<b>Case Chassis / Cover</b>	Plastic
<b>Dimension</b>	100 x 40 x 90mm (±1.0mm Tolerance)
<b>Terminal</b>	3 Pins


Note :

1. Instruction for Installation in a pollution degree 2 environment. ⌈⌋Equipment of overvoltage category II
2. Ripple & Noise are measured at 20MHz by using 300mm twisted pair of load wires terminated with 0.1uF,100V Film Capacitor parallel with 47uF Electrolytic Capacitor


### MOUNTING DRAWING

**Panel Mounting**

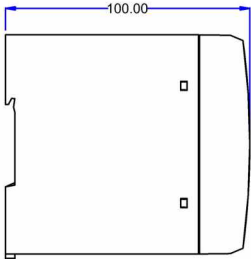
- LESP50D12
- LESP50D24



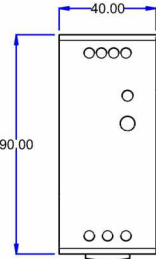
TOP VIEW



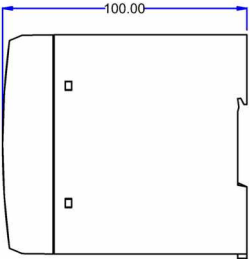
BOTTOM VIEW



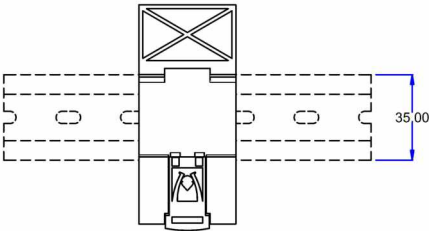
SIDE VIEW



FRONT VIEW



SIDE VIEW



BOTTOM VIEW